

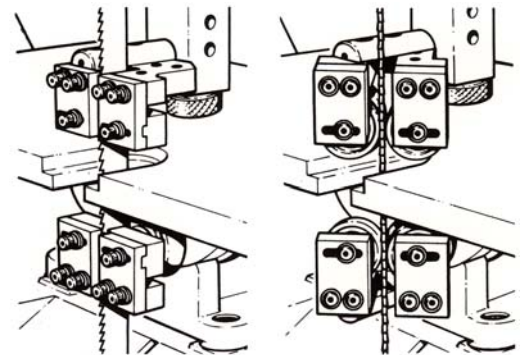
COMBINATION BLADE GUIDES

As the name implies it has two different functions. They can be set in the normal position (fig 7) and used for continuous high speed sawing, or they can be set at an angle (fig 8) and used for angled sawing. Combination blade guides will accept either guide insert or side rollers. The guides utilise standard location points on the machine and therefore interchangeable with all other blade guides and attachments on all models.

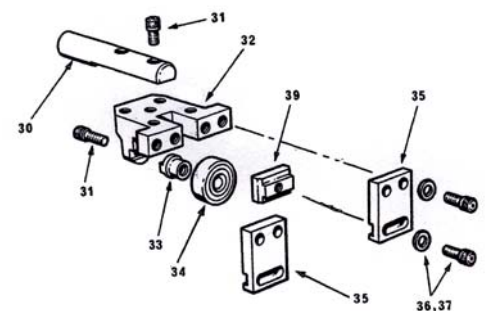
Assemble the blade guides to the machine using the standard location points.

Fit guide inserts (item 39) or side rollers SM307. Slacken securing screws. (Item 36) and position the guide insert so that they support the saw blade without deflecting it from a straight line.

The arm (item 30) may be set at an angle to the guide body. (Item 32). By this means the saw blade is twisted at an angle of 40° to the Axis of the table, so as to overcome the limited capacity of the throat size when sawing across a long narrow work piece. When the guides are used in the angled position, side rollers must be fitted and the blade speed should not exceed 300ft/min (91 mtr/min).

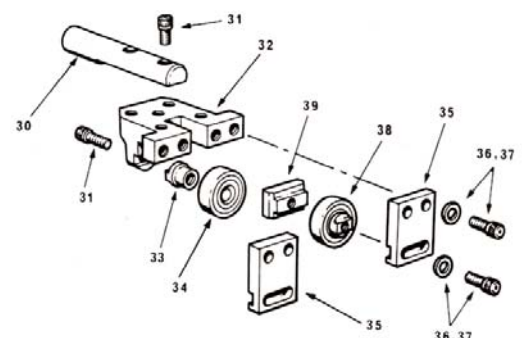


ITEM	PART NO.	DESCRIPTION	QTY
	SM290A	COMBINATION BLADE GUIDES	2
NOTE: TWO (2) SM290A COMBINATION GUIDES ASSEMBLIES REQUIRED PER MACHINE. QUANTITIES SHOWN ARE FOR TWO ASSEMBLIES.			
30	2563	ARM	2
31	BO5007	CAP SCREW	18
32	2562	GUIDE BODY	2
33	2565	ROLLER SPINDLE	2
34	BO2002	BEARING	2
35	2564	GUIDE BRACKET	4
37	BO5913	WASHER	12
THE FOLLOWING ROLLERS CAN BE PURCHASED			
33 & 34	SM307	THRUST ROLLER FOR 1/2" BLADE	2
THE FOLLOWING ARE NOT INCLUDED IN THE ABOVE			
38	SM317	GUIDE INSERTS 1/4"- 3/16"	4
39	SM318	GUIDE INSERTS 1/2"- 3/8"	4



SM290A UPPER & LOWER

ITEM	PART NO.	DESCRIPTION	QTY
	SM290B	COMBINATION BLADE GUIDES	2
NOTE: TWO (2) SM290B COMBINATION GUIDES ASSEMBLIES REQUIRED PER MACHINE. QUANTITIES SHOWN ARE FOR TWO ASSEMBLIES.			
30	2563	ARM	2
31	BO5007	CAP SCREW	18
32	2562	GUIDE BODY	2
33	2565	ROLLER SPINDLE	6
34	BO2002	BEARING	6
35	2564	GUIDE BRACKET	4
37	BO5913	WASHER	12
THE FOLLOWING ROLLERS CAN BE PURCHASED ASSEMBLED			
33 & 34	SM307	THRUST ROLLER FOR 1/2" BLADE	6



SM290B UPPER & LOWER

MACHINE SPARES LTD.

Garratt St. Brierley Hill, West Midlands, DY5 1JU.

Tel: 0870 870 2550 fax: 0870 870 2660